



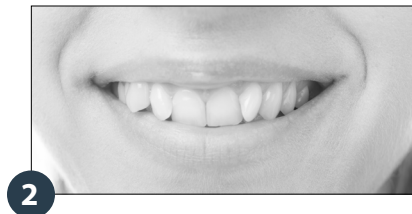
Beginner Instrument Guide

For Contact Free Selection Tool

1. View each student's teeth, chin, and lips.
2. Based on the student's physical features, assign three numbers using the examples below.
3. Use the corresponding numbers below to recommend an instrument.

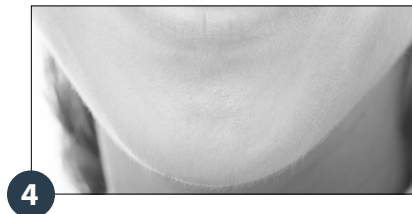
Teeth

- 1 = Even
- 2 = Uneven




Chin

- 3 = Round or square
- 4 = Pointed



Lips

- 5 = Full or large
- 6 = Medium
- 7 = Thin



1, 3, 5: trombone, euphonium, tuba

1, 3, 6: trumpet, trombone, euphonium

1, 3, 7: trumpet, horn, flute

1, 4, 5: clarinet, saxophone, flute

1, 4, 6: clarinet, flute

1, 4, 7: trumpet, horn, flute

2, 3, 5: clarinet, saxophone

2, 3, 6: clarinet, saxophone, oboe

2, 3, 7: clarinet, saxophone, oboe, bassoon

2, 4, 5: clarinet, saxophone

2, 4, 6: clarinet, saxophone, oboe, bassoon

2, 4, 7: clarinet, saxophone, oboe, bassoon

(see page 2 for percussion and strings)

Helpful Things To Consider

**This is only a guide and not a hard and fast set of rules. Preference for the sound of an instrument often improves the student experience.*

Wind & Percussion Instruments

FLUTE

- Straight/even teeth (no overbites!)
- Medium to full lips (bottom lip "cushion")
- NO tear drop shape in the middle of the top lip
- Adequate arm size to hold the instrument
- No double-jointed fingers (longer = good)
- Finger dexterity is a plus
- [How to produce a sound](#) ▶

CLARINET

- Better for orthodontics
- No protruding top teeth or sharp / jagged bottom teeth
- No double jointed fingers
- Finger dexterity is a plus
- [More tips in this video](#) ▶

OBOE

- Straight teeth - No overbite or underbite
- Advanced finger coordination
- High academic achievement
- Finger dexterity is a plus
- [More tips in this video](#) ▶

BASSOON

- Straight teeth - No overbite or underbite
- High academic achievement
- Finger dexterity is a plus
- [More tips in this video](#) ▶

SAXOPHONE

- Better for orthodontics
- Slight overbite or underbite ok
- No protruding top teeth or sharp / jagged bottom teeth
- Larger hand size is a plus

TRUMPET

- Slight overbite is ok
- No underbite
- Thin to medium lips
- Three finger dexterity of right hand
- Bold personality
- [How to produce a sound](#) ▶

FRENCH HORN

- Slight overbite is ok
- No underbite
- Thin to medium lips
- Matches pitch by humming or singing
- High academic achievement
- [How to produce a sound](#) ▶

TROMBONE / EUPHONIUM

- Slight overbite is ok
- No underbite
- Medium to full lips
- Good distance from nose to top lip
- Longer arms a plus
- Matches pitch by humming or singing
- [How to produce a sound](#) ▶

TUBA

- Slight overbite is ok
- No underbite
- Full lips
- Good distance from nose to top lip
- [How to produce a sound](#) ▶

PERCUSSION

- Great deal of coordination
- Matches rhythm
- Good critical thinking skills
- Good work ethic and organized
- [More tips in this video](#) ▶

String Instruments

VIOLIN, VIOLA, CELLO, DOUBLE BASS

- The size of the student should not factor into choosing which instrument to play. They make all string instruments in fractional sizes to match the size of the student (eg. 1/2, 3/4 and full size instruments).
- You will be able to trade them in for bigger sizes as your student grows.
- Good finger independence of left hand
- Good finger strength
- Good hand independence

www.paigesmusic.com

Paige's Music • 5282 E. 65th Street • Indianapolis, IN 46220 • 317.842.2102 • 1.800.382.1099